







## Classic Car – Repair process for aluminium





**Description:** Refinishing process for the restoration of classic cars  
Coating of body panels that are blasted, pickled or sanded down to the bare metal

<b>Cleaning</b>	360-4 Glasurit® Metal cleaner	 1x	 Wipe dry	Sand damaged areas down to the bare metal	 P80 - P150, pickling or blasting	700-10 Glasurit® Degreasing and Cleansing Agent	 1x	 Wipe dry
	<p>- If the vehicle will stand in the shop for a longer time before being refinished, the bare panels should be primed with 285-270 Glasurit® Primer Filler Pro as follows in order to avoid flash rust</p> <p>- Alternatively, an increased corrosion protection can be achieved by the use of 360-100 Glasurit® PRO Active Wipes.</p>							







Clean the surface with 700-10 Glasurit® Degreasing and cleansing agent before applying 285-270

<b>Primer</b>	285-270 Glasurit® Primer filler PRO	929-58 Glasurit® Filler Hardener PRO	352-91, -216 Glasurit® Reducer	 5 : 1 : 1	 HVLP 1.7-1.9 mm 2.0-3.0 bar	 ½+1 10 - 20 µm	 15 min. 60°C	 10 min.	 Pad
	<p>Small damaged areas</p>								

### Small damaged areas

<b>Body filler</b>	839-20/-20K Glasurit® Multi-Purpose Body Filler	948-36 Glasurit® Hardener Paste, red	 + 2-3%	 20-30 min at 20°C	 3-5 min	 P80/P150 coarse sanding
	<p>Larger damaged areas</p>					

### Larger damaged areas

<b>Polyester spray filler</b>	1006-26 Glasurit® UP Spray Filler	948-22 Glasurit® Hardener	 1400 : 50	 2.5-3.0 mm 2.0-3.0 bar	 3-5 150-300 µm	 3-4 h at 20°C 30 min at 60°	 10 min	 P150 coarse sanding P240-P320 fine sanding
	<p>Remarks: If spray filler thicknesses of &gt; 300 µm are required, a second spray filler coat can be applied after drying of the first coat without intermediate sanding</p>							

**Remarks:** If spray filler thicknesses of > 300 µm are required, a second spray filler coat can be applied after drying of the first coat without intermediate sanding

- The primer filler must be applied within 24 hours. Otherwise, the inclusion of humidity can cause cracking in the following paint system

Please refer to the EU Material Safety Data Sheet for product labelling as required by Directive 1999/45/EC and the respective national rules. The products are suitable for professional use only.








The data contained in this publication are based on our current knowledge and experience. In view of the many factors that may affect processing and application of our products, these statements do not relieve processors from carrying out their own investigations and tests; neither do these data imply any guarantee of certain properties, nor the suitability of the products for a specific purpose. Any descriptions, drawings, photographs, data, proportions, weights etc. given herein are for general information purpose only; they may change without prior information and do not constitute the agreed contractual quality of the products (product specification). The latest version supersedes all previous versions. You can obtain the latest version from our website at [www.glasurit.com](http://www.glasurit.com) or directly from your sales partner. It is the responsibility of the recipient of our products to ensure that any proprietary rights and existing laws and legislation are observed. It cannot be ruled out that this product contains particles < 0.1 µm.

BASF Coatings GmbH  
Automotive Refinish Coatings Solutions  
Europe  
Glasuritstraße 1  
48165 Münster  
Germany



## Classic Car – Repair process for aluminium

Clean the surface with 700-10 Glasurit® Degreasing and cleansing agent before applying 285-270

Primer filler	285-270 Glasurit® Primer Filler PRO	929-58 Glasurit® Hardener	352-91, -216 Glasurit® Reducer	 5 : 1 : 1	 HVLP 1.7-1.9 mm 2.0-3.0 bar	 ½+1 50 – 70 µm	 60°C 35 min.	 10 min.	 P 400 - P 500	 P 800

Further paint system according to CC T S – Repair process for standard topcoats or  
CC T P – Repair process for premium topcoats

Please refer to the EU Material Safety Data Sheet for product labelling as required by Directive 1999/45/EC and the respective national rules. The products are suitable for professional use only.

The data contained in this publication are based on our current knowledge and experience. In view of the many factors that may affect processing and application of our products, these statements do not relieve processors from carrying out their own investigations and tests; neither do these data imply any guarantee of certain properties, nor the suitability of the products for a specific purpose. Any descriptions, drawings, photographs, data, proportions, weights etc. given herein are for general information purpose only; they may change without prior information and do not constitute the agreed contractual quality of the products (product specification). The latest version supersedes all previous versions. You can obtain the latest version from our website at [www.glasurit.com](http://www.glasurit.com) or directly from your sales partner. It is the responsibility of the recipient of our products to ensure that any proprietary rights and existing laws and legislation are observed. It cannot be ruled out that this product contains particles < 0.1 µm.

BASF Coatings GmbH  
Automotive Refinish Coatings Solutions  
Europe  
Glasuritstraße 1  
48165 Münster  
Germany

